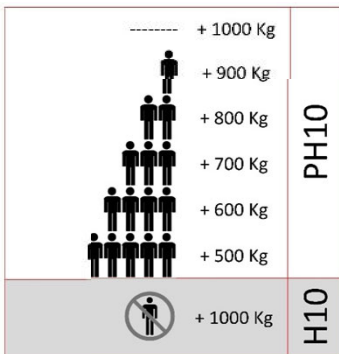


Technical Data

Cage size useful dim. (m) L x W x H 1,6 x 1,5 (*)		Max Payload 1000 kg	Ground dimensions (m) 3,48 x 2,82 (*)		Max. working height (m) 120 (*)
Mast section dim.(mm) 400 x 393 x 1489 (mm)	Mast section weight (Kg) 40	Tie In distance (m) 6	Electrical supply (*)	400 V 50 Hz	Threephase
				220 V 50 Hz	Single phase
				460 V 60 Hz	Threephase
Model	VFC (Inverter)	Max. Speed (m/min)	Motors power (Kw)	Nominal current absorption (Amp)	Start Up Current absorption (Amp)
PH10 SINGLE PHASE	YES	12	4	15,5	31
PH10 THREEPHASE	NO	12	4	9	58
PH10 THREEPHASE "DUAL SPEED"	YES	0-24	9,5	20	40
H10 THREEPHASE	NO	24	7,5	15,1	102

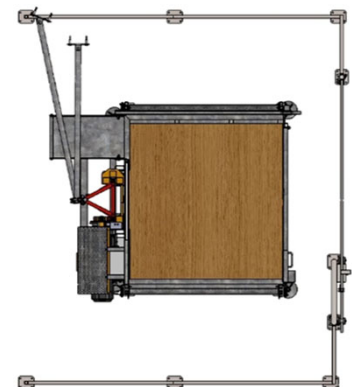
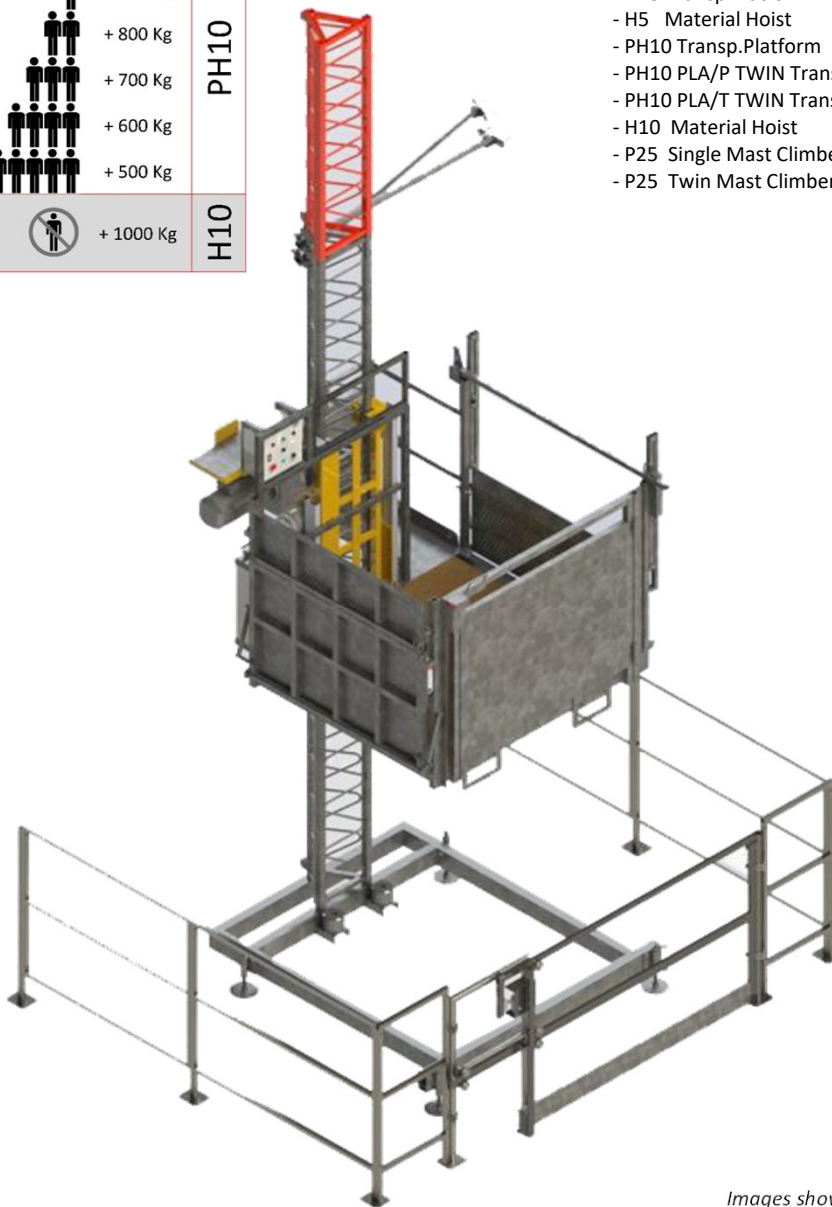
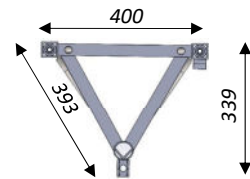
NOTES: (*) Other values on request

VFC: Variable Frequency Converter / Inverter

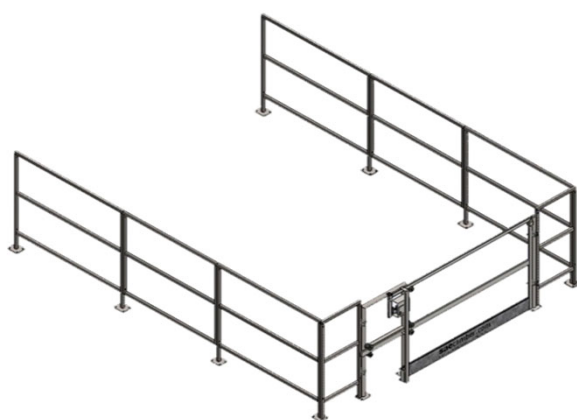

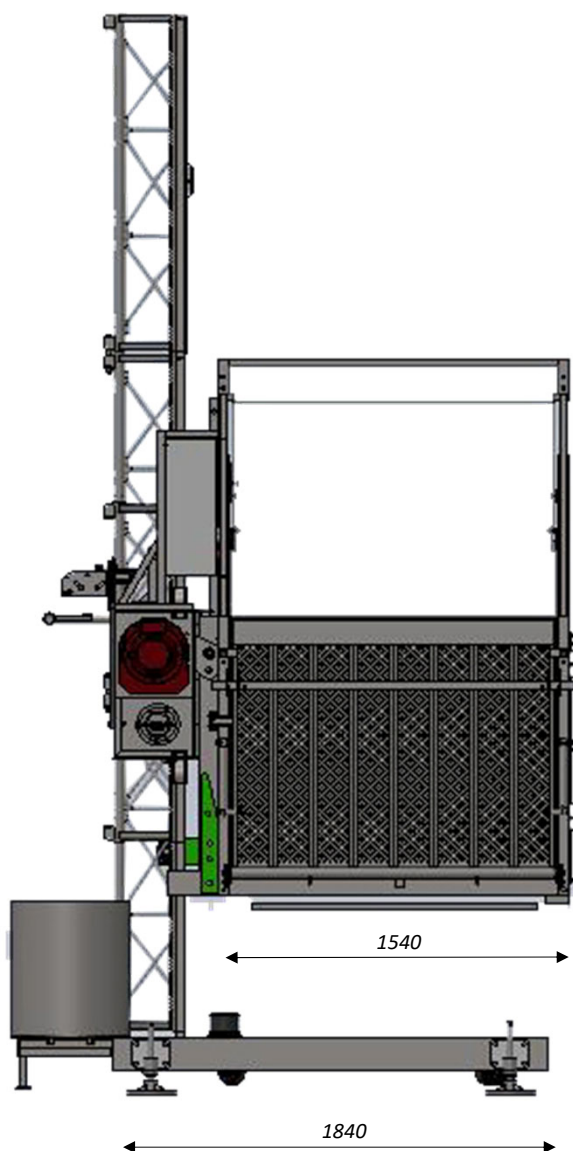


Mast section compatible with:


- E05 P&M Hoist
- E10 P&M Hoist
- PH5 Transp.Platform
- H5 Material Hoist
- PH10 Transp.Platform
- PH10 PLA/P TWIN Transp.Platform
- PH10 PLA/T TWIN Transp.Platform
- H10 Material Hoist
- P25 Single Mast Climber
- P25 Twin Mast Climber



*Images shown are only indicative
The customer can choose the preferred configuration*



Ground enclosure low type



Landing gate low type

The Manufacturer reserves the right to change any of the above data without notice